



TELEON®

LENTIS® Mplus

The premium IOL family for optimal treatment of cataract, presbyopia and astigmatism



PREMIUM WITHOUT COMPROMISE



LENTIS® MplusFamily

The premium multifocal IOL family with the varifocal effect - as individual as your patients



Vision without reading glasses

Presbyopia

For many patients, the age-related deterioration of near and intermediate vision goes hand in hand with a sense of losing their freedom and independence. Multifocal intraocular lenses are an alternative to reading and varifocal spectacles and offer a permanent solution to this problem.

Illustrative image to simulate expected and potential outcome

Individual visual requirements need individual solutions!

LENTIS® Mplus MF20

20
Mplus
Mplus^{toric}



Near

Intermediate

Distance

- Life style preference for intermediate ranges (computer work, driving, etc.)

LENTIS® Mplus MF30

30
Mplus
Mplus^{toric}



Near

Intermediate

Distance

- Allrounder for active daily life style requirements

LENTIS® Mplus^XMF30

30
Mplus^X
Mplus^{Xtoric}



Near

Intermediate

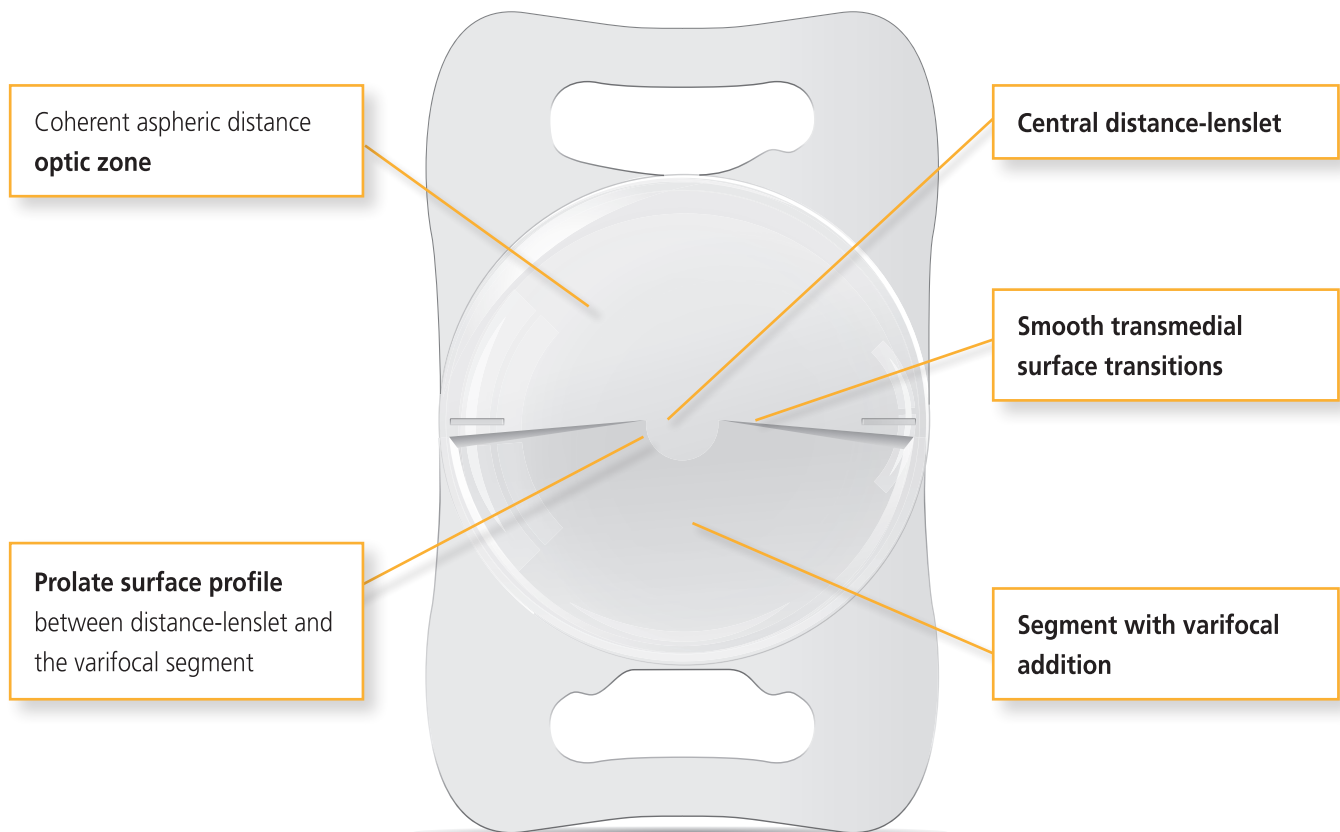
Distance

- "X" -tra power for reading

Unique asymmetrical-refractive optical design

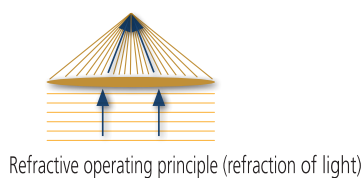

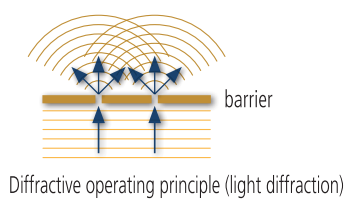
Continuous Transmission Technology

- Large distance optic zone
- Smooth transition from distance to near
- Very high light transmission for excellent vision and contrast



Unique refractive segment optics

Minimal reported subjective photic phenomena



Clinical results



Optimised vision with LENTIS® Mplus MF20

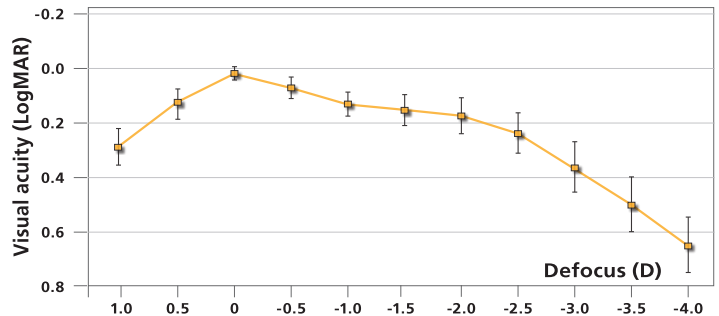
in 198 eyes

<https://www.springermedizin.de/factors-for-good-near-and-distance-visual-outcomes-of-multifocal/18031582>

Jung Wan Kim (MD)



- Results show excellent distance visual acuity and good near visual acuity at 40cm
- Excellent defocus performance
- Good IOL performance for younger patients with a low level of residual refraction



Reading performance of LENTIS® Mplus MF30 and MF30T

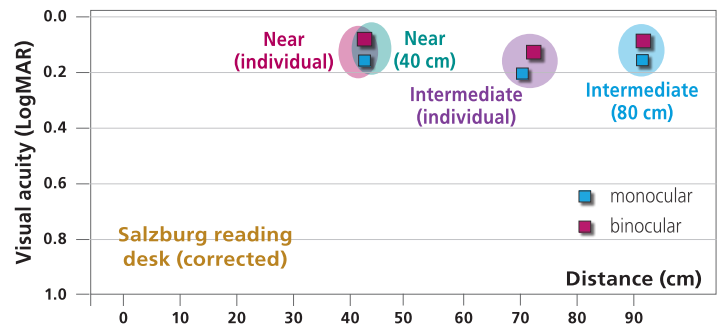
in 34 eyes

<https://www.healio.com/ophthalmology/journals/jrs/>

Prof. Gerd Auffarth (MD)



- Good near and intermediate vision as well as good reading speed
- Individually preferred reading distance: 39cm
- Individually preferred intermediate distance: 62cm



Intermediate and near vision with LENTIS® MplusX

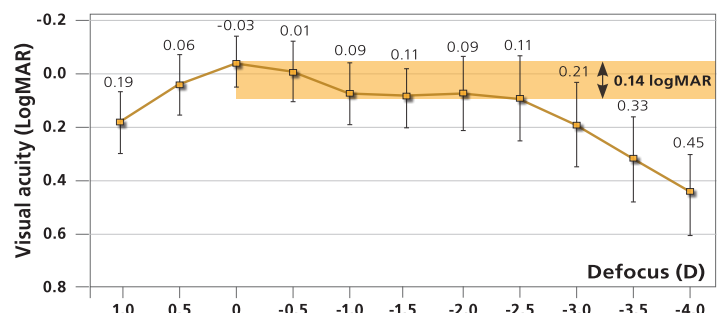
in 50 eyes

[https://www.ajo.com/article/S0002-9394\(18\)30171-5/fulltext](https://www.ajo.com/article/S0002-9394(18)30171-5/fulltext)

Prof. Thomas Kohlen (MD)

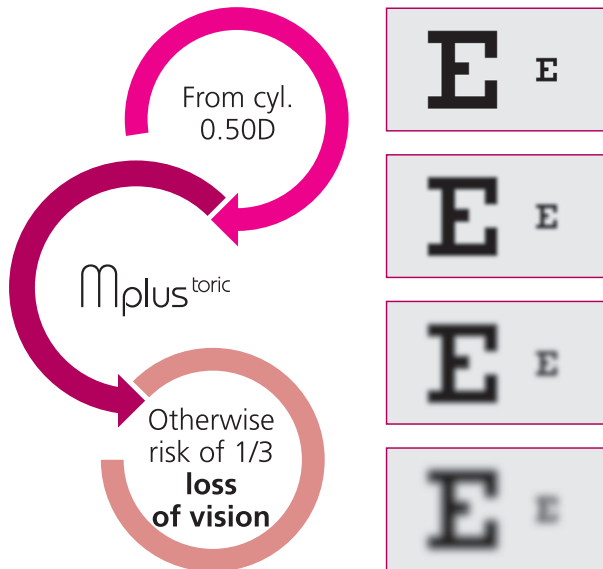


- Continuously good visual acuity at all distances, especially for intermediate and near
- Good reading acuity
- Good contrast sensitivity
- High spectacle independence



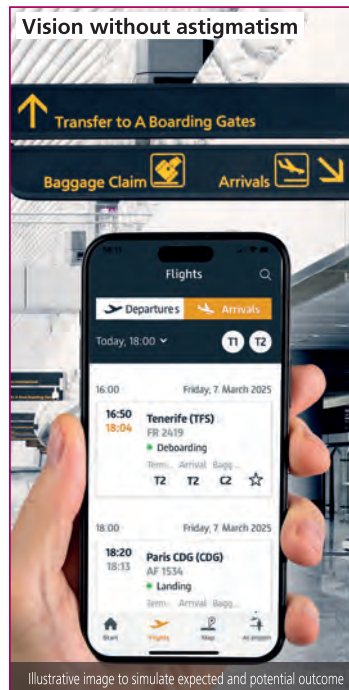
LENTIS[®] Mplus^{toric} Family

Multifocal-toric premium IOLs
for correcting presbyopia and astigmatism



Astigmatism

Impaired vision at all distances, due to a not evenly round cornea.



Clinical results



Results of LENTIS[®] Mplus | Mplus^{toric} MF30T

in 9366 | 89 eyes

<https://www.sciencedirect.com/science/article/abs/pii/S0886335013001120>

Jan Venter (MD)



- Effective correction of corneal astigmatism
- Stable positioning in the capsular bag, no significant IOL rotation
- Excellent visual acuity and high patient satisfaction



Refractive stability of the LENTIS[®] Mplus^{toric} MF30T

in 70 eyes

<https://www.ncbi.nlm.nih.gov/pmc/articles/PMC4886883/>

Patrick J. Chiam (MD)



- High rotational stability (<2.8°)
- Effective correction of the corneal cylinder
- Pre-op astigmatism average cyl 1.41 D
- Post-op residual astigmatism average cyl 0.18 D

One-piece multifocal and multifocal toric posterior chamber lenses for optimized depth of field with aspherical surface for capsular bag fixation

Parameters	LENTIS® Mplus [×] Mplus	LENTIS® Mplus ^{×toric} Mplus ^{toric}
Type	Foldable one-piece multifocal acrylic IOL for capsular bag fixation	Foldable one-piece multifocal toric acrylic IOL for capsular bag fixation
Optic Size	6.0 mm	6.0 mm
Overall Length	11.0 mm	11.0 mm
Haptic Angulation	0°	0°
Optic Design	- Dioptres: Convex-concave + Dioptres: Biconvex Aspherical surface - posterior, sector-shaped nearvision segment - anterior	Biconvex Aspherical and toric surface - posterior, sector-shaped nearvision segment- anterior Additionally available with violet light filter
IOL Design	Optics and haptics with square edges, posterior 360° continuous barrier effect	Plate haptic Optics and haptics with square edges
Material	HydroSmart® - a copolymer, consisting of acrylates with hydrophobic properties, UV absorbing	
Available Diopters	SE -10.0 D to -1.0 D (1.0 D) SE ±0.0 D to +36.0 D (0.5 D)	sph. ±0.0 D to +36.0 D (0.01 D) cyl. +0.5 D to +10.0 D (0.01 D) (sph. + cyl. < 40.0 D) axis (1°-scaling)
Refractive Index	1.46	1.46
A constant (nominal)	118.0	118.0
Sterilisation	Steam sterilisation	Steam sterilisation
Storage	Supplied in sterile water	Supplied in sterile water
Recommended Injector-Sets [disposable]	Check compatibility of IOL with injector matrix provided at https://lentis-eifu.com	

Source: IOLcon.org

Please note that neither Teleon nor IOLcon can be held responsible for correctly specifying the optimized A constants for the Zeiss IOLMaster. The specified constants are therefore to be seen as a guide value and starting point for calculating the IOL refractive power

Advantages of the LENTIS® MplusFamily compared to the diffractive MIOL restoration:

- Continuous vision over all distances due to the varifocal effect
- Very high use of light
- Unique brilliant optics without rings
- Very little photic phenomena

MANUFACTURER:

Revision: QF2322v4

TELEON® Teleon Surgical B.V. | Van Rensselaerweg 4 b | NL - 6956AV Spankeren ✉ marketing@teleon-surgical.com

SALES SWITZERLAND AND AUSTRIA:

mediconsult Mediconsult AG | Frohheimstrasse 2 | CH-9325 Roggwil TG | Tel. +41 71454 7020
 Mediconsult SA | Rte André Piller 18 | CH-1762 Givisiez | Tel. +41 26467 6020
 Mediconsult Österreich GmbH | Auerspergstrasse 8 | AT-4020 Linz | Tel. 0800 0700 50

🌐 www.mediconsult.ch
 ✉ info@mediconsult.ch
 🌐 www.mediconsult.at