




**VIVINEX™ TORIC  
MULTISERT™**  
THE SECURE CHOICE  
FOR ASTIGMATISM  
CORRECTION

Our monofocal toric IOL – designed to  
advance patients' vision



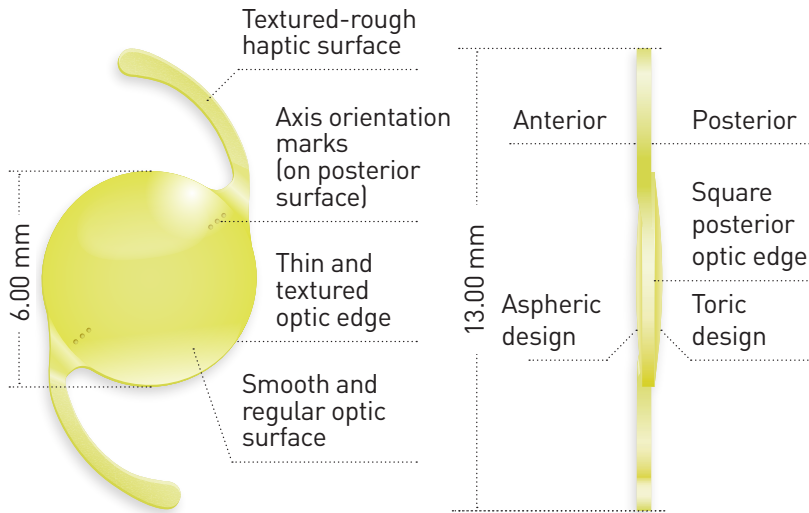
# Vivinex™ Toric multiSert™

Monofocal Toric IOL for astigmatism correction

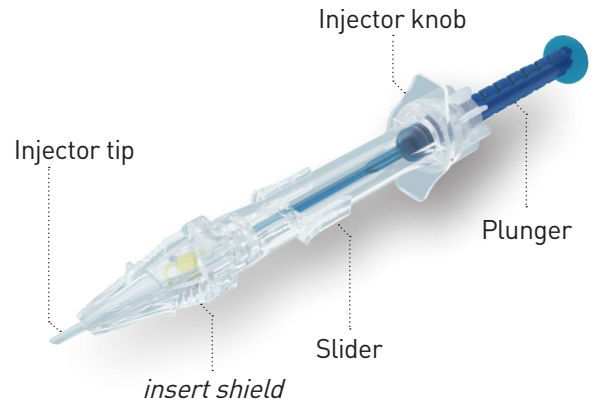
MODEL **XY1A-SP**

**HOYA**  
SURGICAL OPTICS

For the toric cylinder calculation please visit [www.HOYAatoric.com](http://www.HOYAatoric.com)



multiSert™



Vivinex™ Toric multiSert™				
Model name	XY1A-SP			
Optic design	Biconvex with square, thin and textured optic edge Anterior: Aspheric design   Posterior: Toric design			
Optic & haptic materials	Hydrophobic acrylic Vivinex™ with UV- and blue light filter			
Haptic design	Textured-rough haptic surface			
Diameter (optic/OAL)	6.00 mm / 13.00 mm			
IOL power (Spherical equivalent)	+10.00 to +30.00 D (in 0.50 D increments)			
Cylinder power at IOL plane	1.00 to 6.00 D (T2 to T9) T2 to T3 in 0.50 D increments T3 to T9 in 0.75 D increments			
Nominal A-constant*	118.9			
Optimized constants**	Haigis	$a_0 = -0.4362$	$a_1 = 0.2496$	$a_2 = 0.2035$
	Hoffer Q	pACD = 5.682		
	Holladay 1	sf = 1.918		
	SRK/T	A = 119.192		
	Castrop	C = 0.323	H = 0.1605	R = 0.1193
	Cooke K6	A = 119.182		
	Eom	A = 119.172		
	Olsen	ACD = 4.84		
Injector	multiSert™ preloaded			
Front injector tip outer diameter	1.70 mm			
Recommended incision size	2.20 mm			

Model XY1A-SP	Cylinder power at IOL plane	Cylinder power at corneal plane <sup>1</sup>
T2	1.00 D	0.69 D
T3	1.50 D	1.04 D
T4	2.25 D	1.56 D
T5	3.00 D	2.08 D
T6	3.75 D	2.60 D
T7	4.50 D	3.12 D
T8	5.25 D	3.64 D
T9	6.00 D	4.17 D



SCAN HERE TO VIEW PRODUCT INFORMATION

CE 0123 2025-11-21\_HSOE\_XY1A-SP\_DS\_EN

Reference: 1. Based on an average pseudophakic human eye. \* The A-constant is presented as a starting point for the lens power calculation. When calculating the exact lens power, it is recommended that calculations be performed individually, based on the equipment used and operating surgeon's own experience. \*\* These optimized constants for the calculation of intraocular lens power published by IOLCon on their website: <https://iolcon.org> are calculated from clinical results for Vivinex™ Models XC1/XY1 and XC1-SP/XY1-SP as of November 10, 2025. These constants are based on actual surgical data and are provided by IOLCon as a starting point for individual constant optimizations. The information available on the website is based on data originating from other users and not by HOYA Surgical Optics ("HSO"). HSO therefore does not warrant the correctness, completeness and currentness of the contents on the said website.

Information contained is intended for health care professionals. For a full list of indications and contraindications please refer to the Instructions For Use. Some of the products and/or specific features as well as the procedures featured in this document may not be approved in your country and thus may not be available there. Design and specifications are subject to change without prior notice as a result of ongoing technical development. Please contact our regional representative regarding individual availability in your country. HOYA, Vivinex and multiSert are trademarks of the HOYA Corporation or its affiliates. ©2025 HOYA Medical Singapore Pte. Ltd. All rights reserved. HOYA Medical Singapore Pte. Ltd. | 10 Biopolis Road #04-01/06 | Chromos | Singapore 138670 | SINGAPORE HOYA Surgical Optics GmbH | De-Saint-Exupéry-Straße 10 | 60549 Frankfurt am Main | Germany | Hotline DE: Tel. +49 (0)800 664 2 664 | Fax +49 (0)800 774 2 774 [hoyasurgicaloptics.com](http://hoyasurgicaloptics.com)

**HOYA**  
SURGICAL OPTICS