

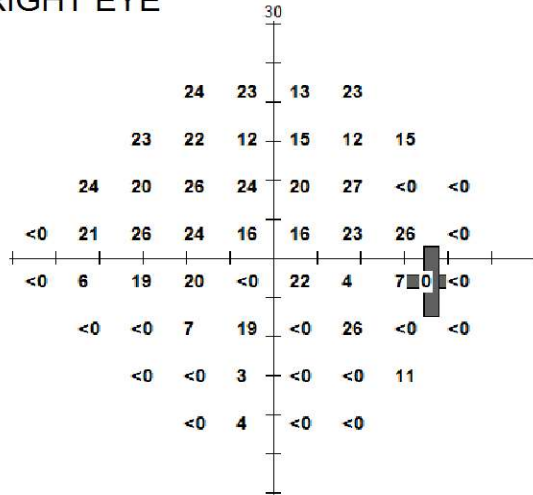
ZATA Fast

Name: _____
 DoB: _____
 Date: _____
 Right Rx: _____
 Pupil Diameter: OD..... OS.....

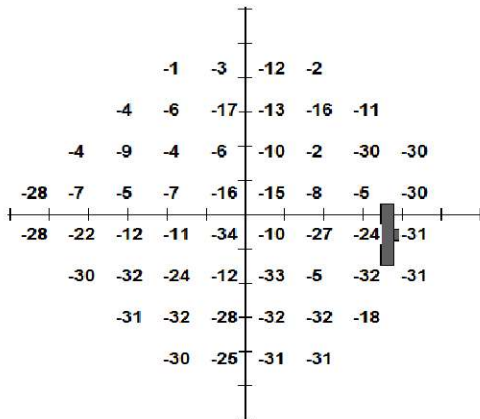
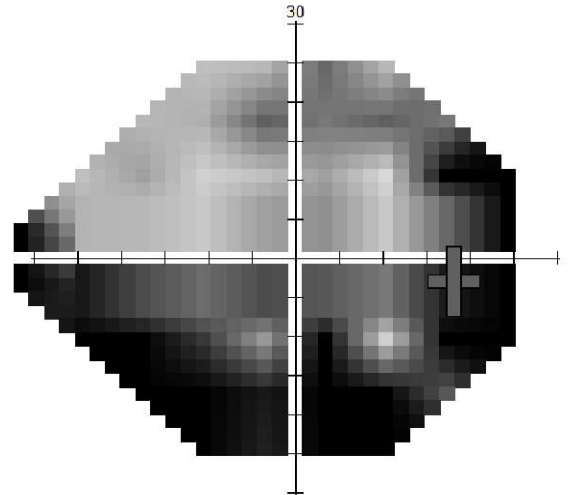
Record number _____
 Age: _____
 Time: 11:43:44
 Left Rx: _____
 VA: OD OS

Threshold
 30/24-2
 Goldmann III white stimulus
 Background 10 cd/m2
 Blindspot Fixation Monitor
 Central Fixation

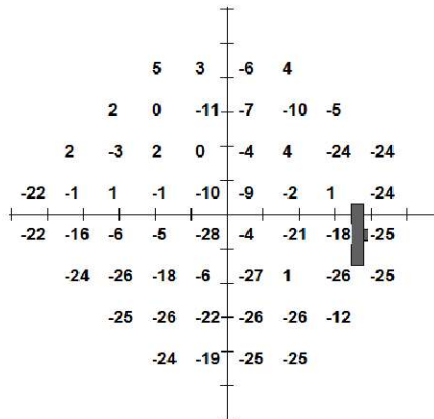
RIGHT EYE



Threshold dB (0=3183cd/m2)

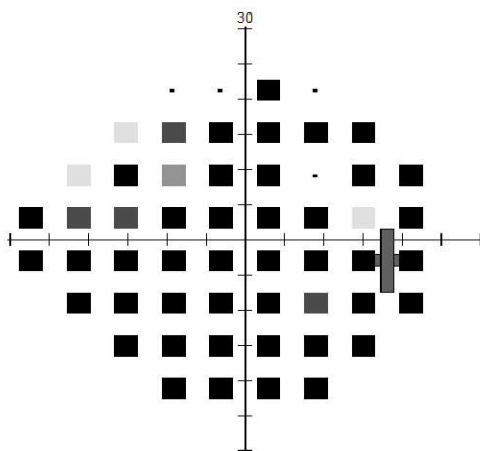


Total Defect dB



Pattern Defect dB

Presentations	55
Fovea	Off
Fixation Losses	0/15
False Positives	2/16
False Negatives	0/5
Mean Defect	-18.25 dB p<0.5%
Std Dev Defect	12.33 dB p<0.5%
Hemifield Test	Outside normal limits p<0.5%



- ◻ <5%
- ◻ <2%
- ◻ <1%
- ◻ <0.5%

